

Wireless DMX Transmitters and Wireless DMX Receivers

XWL Series

Compact Solution for Wireless DMX Transmission

- Wireless DMX receiver (XWL-R models)
- Wireless DMX transmitter (XWL-T models)
- Available with W-DMX™ or CRMX™
- M10/M12-threads for truss mount
- 3/8"-thread for mounting on a microphone stand
- Built-in power supply (powerCON connected)
- Compact, rugged housing

The XWL series encompasses both, W-DMX as well as CRMX compatible and compact wireless DMX transmitters and receivers.

Several transmitters can be operated in parallel, each of which is easily linkable to any number of receivers and capable of handling one full universe of 512 DMX channels.

The XWL transmitters and receivers operate in the 2.4 GHz licence-free frequency band. Depending on the model, interference with other devices is avoided through the use of the CRMX technology or with the help of W-DMX.

W-DMX from Wireless Solution and CRMX from LumenRadio are the leading technologies for wireless DMX transmission. With a latency of only about 5 ms, CRMX and W-DMX guarantee a DMX connection with the properties and reliability level equivalent to those of a wired link.

All XWL products are equipped with M10/M12 and 3/8" threads to provide a variety of installation possibilities, such as mounting on a microphone stand.



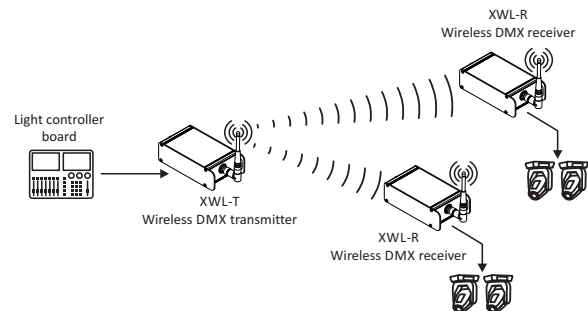
Fields of Application

- Architectural lighting
- Churches
- Schools
- Convention centers
- Theme parks
- Theaters, operas
- Multimedia shows

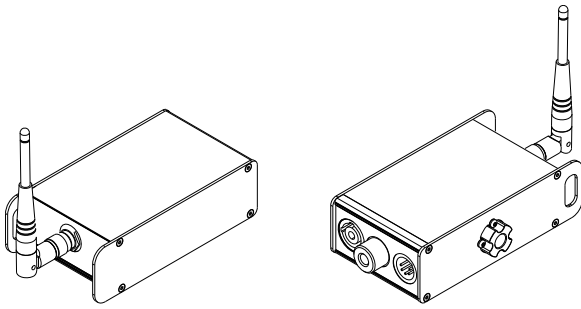
Applications

- Connecting a light controller to a group of fixtures located away from the stage
- Reducing the number of inconvenient signal cables
- Quick installation, expansion and rearrangement of lighting installations
- Cost-effective construction of a fixed DMX installation in areas where cabling is rather expensive

Typical Application

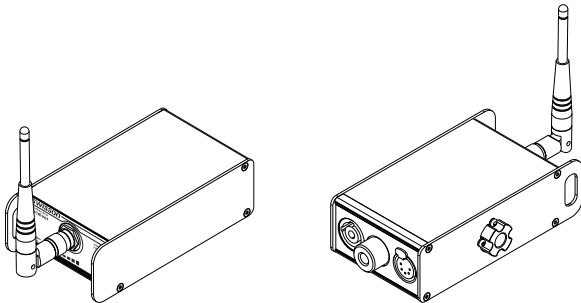


Transmitter Models



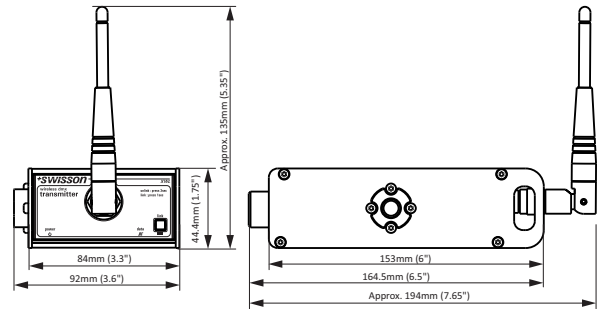
XWL-T-CRMX-3	10 19 30
Transmitter, CRMX™, 3-pin XLR.	
XWL-T-CRMX-5	10 19 31
Transmitter, CRMX™, 5-pin XLR.	
XWL-T-WDMX-3	10 19 45
Transmitter, W-DMX™, 3-pin XLR.	
XWL-T-WDMX-5	10 19 46
Transmitter, W-DMX™, 5-pin XLR.	

Receiver Models



XWL-R-CRMX-3	10 19 50
Receiver, CRMX™, 3-pin XLR.	
XWL-R-CRMX-5	10 19 51
Receiver, CRMX™, 5-pin XLR.	
XWL-R-WDMX-3	10 19 65
Receiver, W-DMX™, 3-pin XLR.	
XWL-R-WDMX-5	10 19 66
Receiver, W-DMX™, 5-pin XLR.	

Specifications



Dimensions (in mm)	164.5 x 92 x 44.4
Dimensions (in inches)	6.52 x 3.62 x 1.75
Weight	580 g / 1.18 lbs
Ambient temperature	-17 – 55 °C / 0 – 131°F
Mains supply	100 – 240 VAC, 50 / 60 Hz
Typical power consumption	2 W
Transmission power	100 mW (20dBm)
Range	500 m
Frequency	2.4 GHz
Modulation	GFSK
Typical system latency	<5 ms
No. of receivers per transmitter ..	unlimited
No. of transmitters per venue	4 – 6 ¹

DMX..... ANSI E1.11
Signal port..... EIA-485

Threads for truss mounting

M10/M12 thread
Other threads..... M8 thread for mounting on a microphone stand

Safety eye Yes

1) In theory, up to 60 transmitters can be operated simultaneously. However, due to the utilization of the 2.4 GHz band by other technologies, it is safe to assume that around 4-6 transmitters can be operated at the same time.

